

225 Time-Based: Action and Documentation

Zach Muir

Assignment 1 Workbook
Video Files are on my USB stick
(see below)



VIDEO / TIME BASED ARTIST MODEL RESEARCH

21/07/23

MAYADEREN meshes of the afternoon

BLUE Derek Jarman

LI-MING HU Three interviews

NATASHA MATILA-SMITH if i die please delete my soundtrack

OBADIAH RUSSON Splitting lips, limbs and eyes

ALLICOATES + SIGNE PIERCE American Reflexx

JULIANA HUXTABLE There are certain facts that cannot be

disputed.

SODA JERK

The war.

ARY JANSEN

Breadcrumbs trail

POTENTIAL IDEAS FOR
MY OWN VIDEOS:Something music-video-esque
narrationColourful lighting
heavily edited?Something about
being queer, or about
style/subculture, or
about emotions &
longings.

5+ single screen video works.

Portfolio documenting:

- making
- technical learning
- artist research

Reflective writing on
each of the works.

- consider wider
contexts (socially)
interconnectedness.

drawings of
ideas,Video
Screenshots,
link to
test videos

PROVOKE THOUGHT +
RAISE QUESTIONS ABOUT
RELATIONSHIP BETWEEN PHYSICAL
ACTION + IT'S PORTRAIT IN CINEMA.





editing constructs a narrative
digital materiality
- take a video of a video on
and on until it is distorted
audio to record action rather
than simply showing over video.

perception of reality.

VIDEO

THUMBNAIL IDEAS FOR VIDEO PERFORMANCE

26/7/23

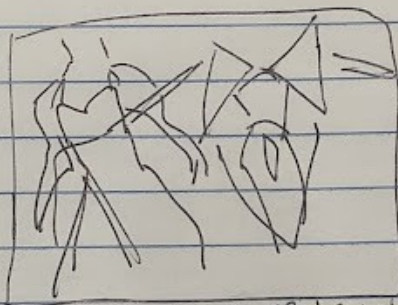


mirror.

Comes inspired? That's what the text is making me think of RN.

Themes:

being perceived,
identity (Q, T),
storytelling,
art




overlapping

- Colourful



- layers

- editing!! (lots)


↳ Cut between
highly edited +
raw/unedited
footage.



something more vlog-styled?



RED, PINK,
BLUE, PURPLE.
(bisexual flag colours.)
na haha.




Blue: International Blue/Blue is Poison/My Blue Heaven)

other potential names that were scrapped

uses the audio part of the video as the main focus, while the blue provides something visual to balance it out. The Blue is also symbolic of the audio - a narration of Jarman's reflection of his losing battle against AIDS. Complications had rendered him blind and only able to see in shades of blue.

I enjoy how both audio and visual link to each other while being separate elements - they were not filmed at the same time. The varieties in the potential titles reflect this, with blue being a "masculine" colour. The sort of "price to pay" for being gay that is both poison and Heaven.



hand/disenbodied part
shadows are abstract

Meshes of the afternoon

The movements in this film, combined with the way it is shot/cut are very deliberate, almost alien as gestures never quite seem finished.

The face of the person is not showed at the beginning, only shadows, hands, etc. This is a technique often used in films when the audience has to guess who the villain is, like in Kill Bill.

Cutting between elements is not seamless, although it is shot as if these moments come after each other.

The texture of the film adds to the overall vibe, as well as the music. It contributes an eerie atmosphere.

22/07/23 VIDEO



Three interviews

The reason I selected this is for its vlog/storytelling format. The narration over top of each interview, combined with the editing style gives the audience a new side to narratives already posted (the three interviews). It exposes the other media as somewhat false in their narratives. Answers have to be given over again until satisfactory delivery, Quiz answers have to be given beforehand in order to present a more 'genuine' and 'interested' image, etc.

The film tells a personal story in an engaging way that is familiar to audiences, yet subverts other media by showing the 'behind the scenes' side of things.

22/07/23



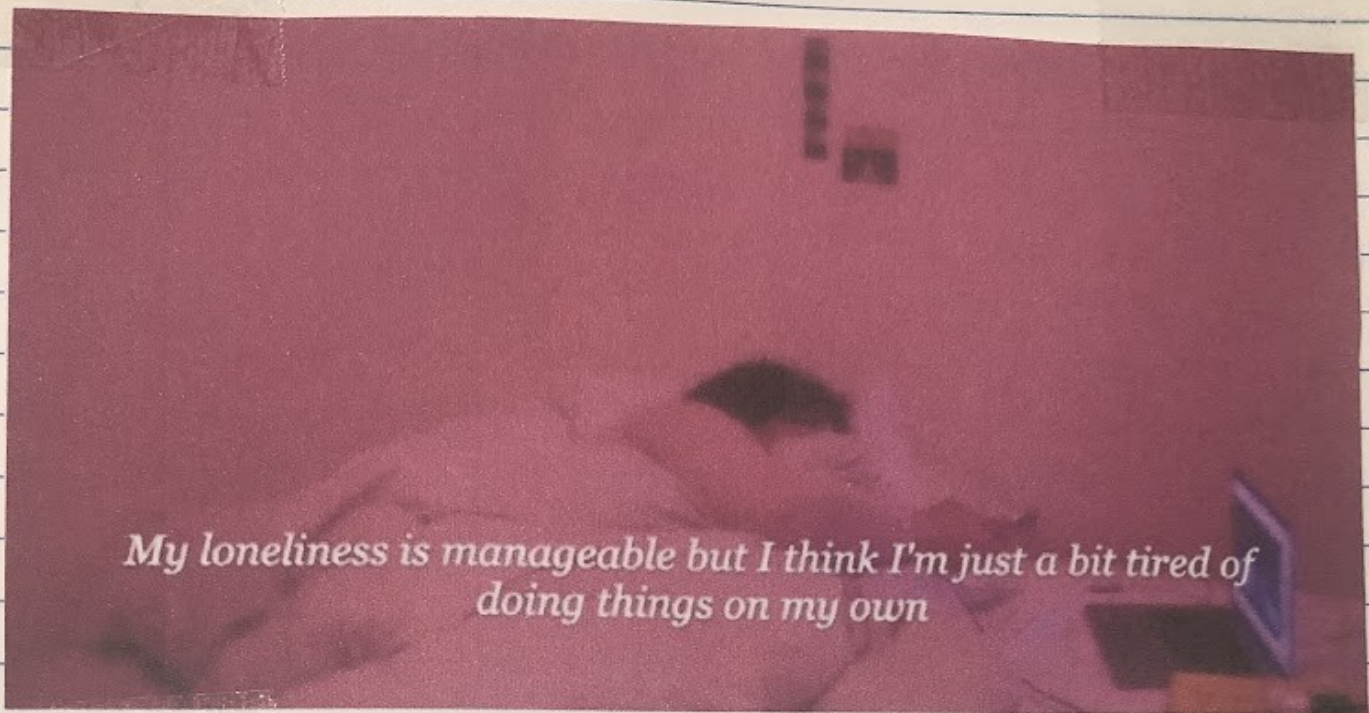
Splitting lips limbs and eyes

The strongest elements in this film, at least to me, are the setting and character, along with perhaps the music at one point.

The way this film is edited is also a highlight. the shot walking to the location is mostly one shot, simply looking at their feet walking. this is juxtaposed by the two different camera angles at the location. this gives the effect that the location is somewhat otherworldly. it shows signs of our world, but is empty other than the dancer. the city elements overgrown with nature - grass and birds also contribute to this.

outfits differ between locations. there is a difference in acceptability in the public eye, and somewhere where you can just be yourself, dancing, etc.

22/07/23 VIDEO



*My loneliness is manageable but I think I'm just a bit tired of
doing things on my own*

If i die please delete my soundcloud

Both the visual aspects and the larger ideas behind this video really appeal to me. It reminds me somewhat of Ro Ramdin's YouTube videos - the lighting and romantic feeling, the one liners that are not always jokes.

I think this kind of style would incorporate my love of writing and storytelling well. It also kind of reminds me of old silent films where dialogue was shown on a separate slide before cutting back to the film portions.



American reflexxx

While I find this video very interesting, it would be very difficult to ~~recreate~~ recreate/use aspects of it. However, I am drawn to the messages/ideas that it provoked.

The video comments on how existing as something even somewhat ambiguous in public will get a reaction, if ~~not~~ as extreme as in this video. This is relatable as a trans person, especially when people yell at her, asking (rather impolitely) if she's a boy or a girl.

The video also comments on how prevalent catcalling is, and how entitled men can be. This is seen most prevalently at the start of the video. These men's first thought is sex, as opposed to the anti-trans discrimination later on. While neither are better than the other, it does demonstrate the two 'American reflexes', as seen in the title.

22/07/23

VIDEO



There are certain facts that cannot be disputed

Overall I do not particularly like this piece.

However there are some elements that I feel would be interesting to include in my own work.

Firstly, the projection behind the person. This brings in more... texture (?) to the final video.

Secondly, I very much enjoy the costumes worn in the show. They add visual interest to the work, and perhaps in my works they could also represent something or add to the overall narrative. I could not figure out if they symbolised anything, as I really did not want to watch any more of the video.

21/07/23

VIDEO



Breaking trail

- uses footage from other places, from video games
Red dead redemption.

a driving/trucking simulator

The Comosited
pieces fade in and out
with the changing landscape

the last of us

I don't like this piece for any
ideological reason, rather just
the technique it demonstrates,
as well as the fact that
I could recognise most of the
games included.


I may be wrong
but the person in
the rear-view
mirror could be
the reflection of the
Player/video
creator.

VIDEO

MUSIC VIDEOS for inspo/artist model

29/7/23

Na Na Na Na Music video by My Chemical Romance





MCR's albums are all concept albums, as many of the members are into graphic novels + art. This results in characters in their music videos. On the left here, Gerard Way acts Party Poison, one of the Killjoys, of which there has been a graphic novel made.

I would like to emulate these striking visuals used in both MVs. Helena (below) is by far more "emo", with more black/white contrast but is still visually striking, especially with the combination of church and edgy/goth motifs.



<https://www.youtube.com/watch?v=egG7fiE89IU>



Helena MV

My
Chemical
Romance.

<https://www.youtube.com/watch?v=UCCyoocDxBA>


VIDEO

MUSIC VIDEOS for inspo. Continued

29/7/23



<https://www.youtube.com/watch?v=v09cHetnJmI>



<https://www.tiktok.com/@imroiii?lang=en>

↑ I want to break free - Queen.

← Not a music video but the tiktok account @imroiii

Continuing the theme of costumes and music combining to give a

Compelling video I would like to introduce elements of drag (as in the Queen MV.) as it relates to identity/gender/presentation + performativity.

This also goes for the tiktokers. They use a combination of outfit, lighting, acting and music choice to express themselves, with some element of shock value in some videos (mostly just being + dressing out there).

VIDEO

27/07/23

Potential songs to do a music video to:

Curiosity kills - till death do we part.

↳ something upbeat + out there.

But it's better if you do. - Panic at the disco

↳ BRIGHT RED LIPSTICK

Birds don't sing - TV Girl

↳ 1940's 60's look. Black + white?

Supercut by - Lorde

↳ LOTS OF B-ROLL footage.

John Wayne Gacy junior

Sufjan Stevens

↳ outdoor shots. at a playground.

80s look/costume?

III do it (Sped up nightcore remix)

↳ mix between 1940s high femm + suit/masc look.

Hey Baby - Pitbull ft. T-Pain.

↳ Contradict high femm + masc look again, except exchange roles.



I did film some stuff for this idea, however I did not do anything with the footage as I had other, better, ideas on the go. I was also wondering whether the 'action' component of this would be enough. However looking back now (20/08/23) it may pay to experiment with overlaying this footage with a version of the pixel pattern video in an applicable colour. This would add some more colour into the works, as they are quite dark, only lit by colours from my laptop screen (see above). I believe this is where I got the idea for the zooming in on a colour on the laptop screen, so it would be good to see these ideas merged at some point.

02/08/23 REFLECTION ON SONGS

after having begun filming, I think it is better to film first and find a fitting song later, as it is hard to fulfil a vision a song gives me, but it is easy to recognise a song in an image.

This note was about the zooming in on the laptop screen colours, in relation to my list of potentially appropriate songs on the page above. However, it also half applies to my other music video ideas, as it is more difficult to have a set idea of what you want and not be able to get those shots, than to get shots you like and find a fitting song later.

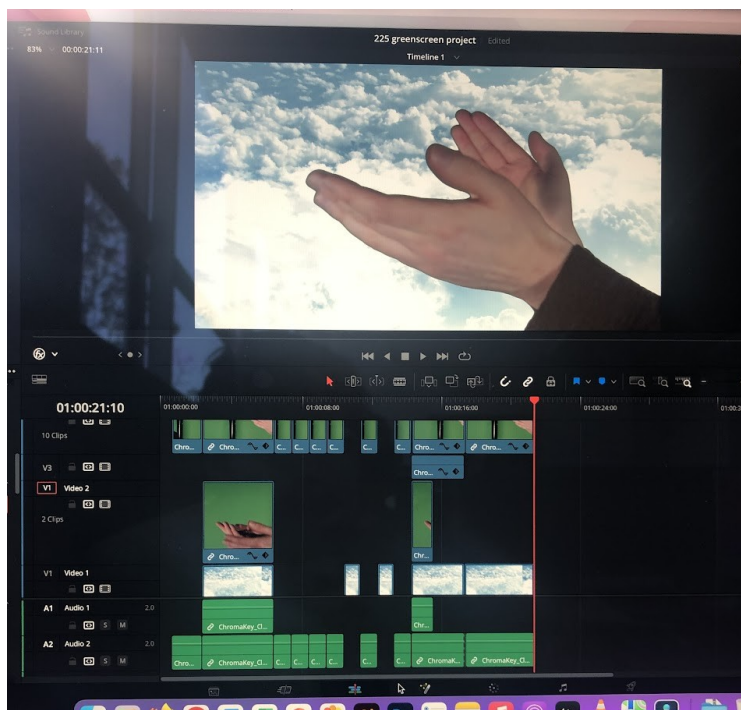


GREEN SCREEN WORKSHOPS

Over two lessons we learnt how to shoot greenscreen footage well, as well as how to chroma key it and composite the footage over a background.

The main things to worry about for shooting are to have the model well lit, as well as the background (with separate lights) so that no shadows are cast on the greenscreen, as that would make it more difficult to key it out later.

The most important bit about the editing stage is to remember which effect to use (3D Keyer), and to make sure show effects is on, otherwise you won't be able to see it until the video is rendered.





Pink and Blue

Includes music from Transgender by Crystal Castles

<https://vimeo.com/manage/videos/851868111>

The idea for this work came from in-class discussion about playing with the materiality of video, by filming screens, etc. For this, I pulled up a pink colour on google images, as I thought that would give an interesting combination of pixel colours to work with. Then whilst filming, I zoomed in and out of the screen in order to get the fluctuating patterns and pixels.

When it came to watching the video back, the colours, shapes and rhythm of the zooming reminded me of the song Transgender by Crystal Castles. This feeling is similar to synesthesia for me, songs have a colour, and feelings have a shape. To me Transgender (the song) is very purple, which is what the outer edges of the video are, as well as the red and blue lines more to the centre of the work. After editing the video and audio together, some of the beats in the song and video lined up coincidentally. I did not try to match the audio, only to end it at a point that felt like an ending not a jarring stop.

Perhaps it is something to think about, to try not rely too much on what feeling the work evokes in me, but what the audience is actually experiencing. To get others to understand where I'm coming from with this work it may help to put a screen of text beforehand describing synesthesia. However, this may also take the audience out of the work.

Linking this to a wider social context is a rather difficult thing. It sort of links to the current social climate around transgender issues, especially abroad in America. However this is mostly to do with the song choice and not much about the action of zooming or the materiality of the screen. The lyrics of the song celebrate the love and understanding trans people have for each other, through otherworldly vocals that resemble something ethereal.

Feedback/critique:

- Create similar effects through projecting and recording over and over.
- 'Choreograph' it more to the music.



Trees and Friends

Includes music from Treehouse by Alex G

<https://vimeo.com/manage/videos/851868456>

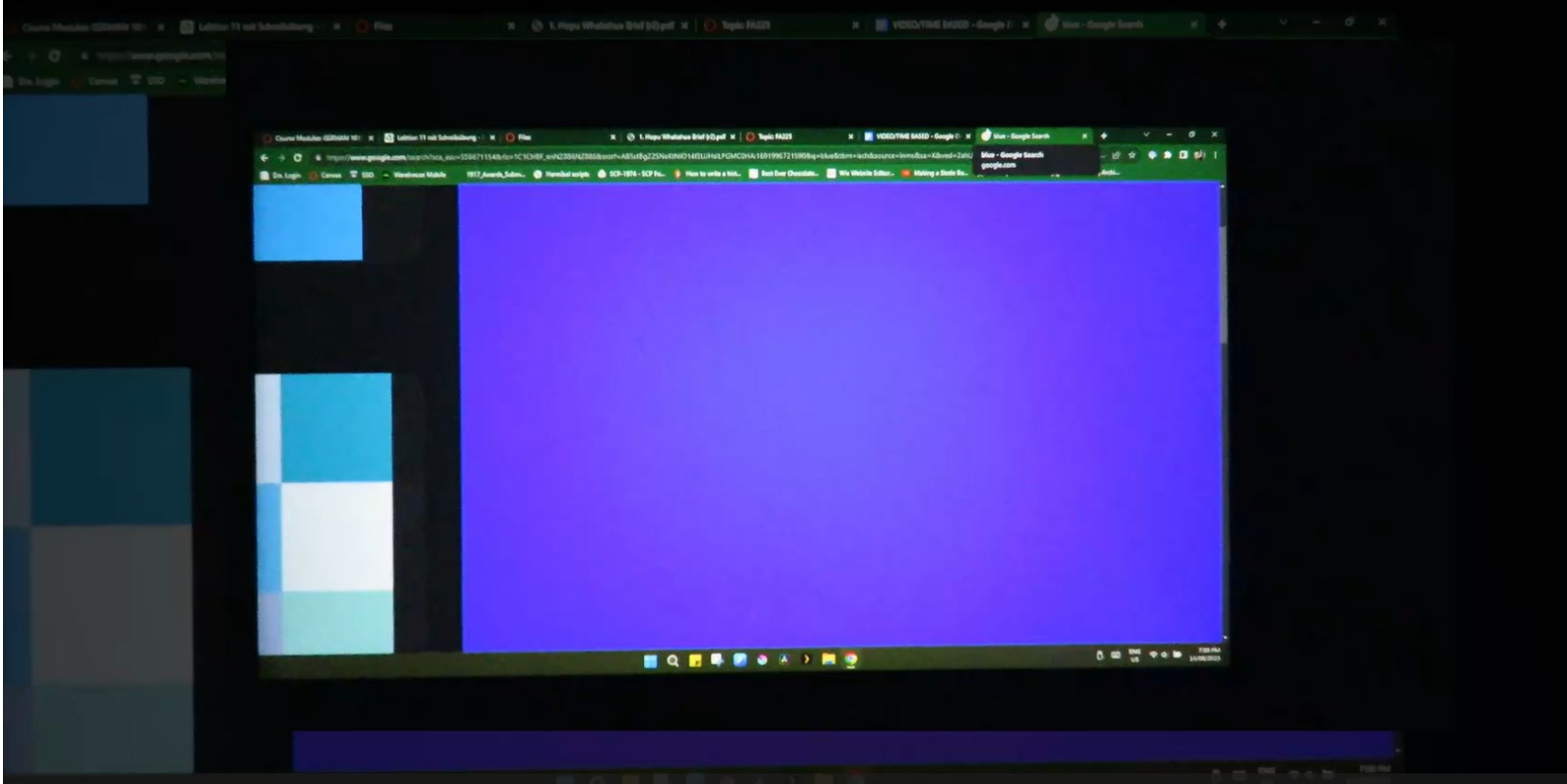
This work records a walk I went on with one of my friends from halls, exploring the graveyard and trails around and under Grafton Bridge off Symonds Street. I filmed a lot of what I found interesting on the walk, however what I found interesting after the video were the few shots I had that featured my friend. This is because there is more movement in the shots, and a colour that stands out. The other most interesting thing was the sheer scale of Grafton Bridge, which you don't realise when you're walking over it.

I combined the footage with a song that felt fitting with the clips. This editing definitely made a narrative that is different from the reality of the experience, creating a more romanticised version. I feel like this raises questions about platonic v. romantic relationships, especially through a queer lens, as these things are more fluid in that way than with cis heterosexual individuals. Miles is a good friend, but I have edited them to look like there is something there which is not. This also relates to how people can have an interpretation of others' relationships that are not necessarily true, just because of a couple interactions they've seen.

I think it would also be interesting to use the original audio of these clips in another version of this work, as we talked because at the time I was thinking of putting a song over the video. Listening to mundane conversation, something not necessarily private, but only initially meant to be heard by the other. The audio could go with the clips originally filmed or with separate footage filmed later, or with mismatching clips from the initial walk.

Feedback/critique:

- When viewed without audio, the black cuts that are on beat seem out of place.
- Keep movement between cuts going in the same direction to create a more continuous feeling.

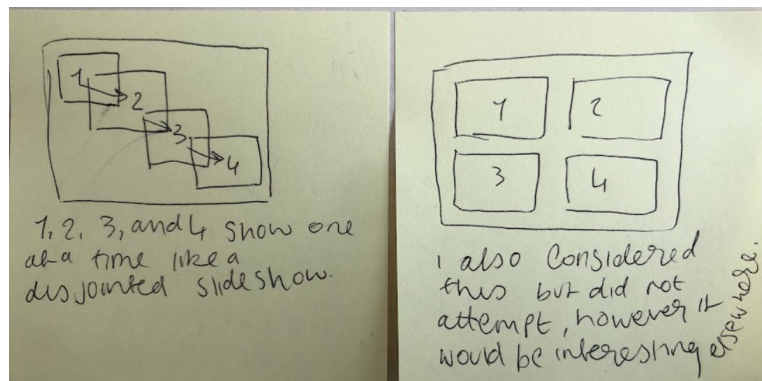



Just Blue

Includes music from Dark Side of the Moon by suisside

This work was my first attempt at trying out different colours as an extension/further iterations of *Pink and Blue*. I originally tried to 'choreograph' it to Crimewave by Crystal Castles, however I think because of the colour I chose, the patterns were having a hard time showing up. This frustrated me so I ended the filming quicker than I planned. When editing, I took out the background noise of the intended song, and watched for a bit to think of a different potentially fitting song. This combination of visual and audio does not work as well as the first iteration, however I could experiment with other shades of blue to see if they showed the pixel patterns better. I also tried different ways of editing the first bit after the initial zoom in so that every time the repeating noise changed, the video would be in a different spot (see diagram below). However, doing this on my laptop made it lag and was overall too difficult, although I may try again later.

I decided to keep in the bit at the beginning where I zoom into my laptop before zooming in again to try find the patterns, as this reflects the ideas of 'diving' into the internet, and how it kind of has a mind of it's own, it is it's own entity, one that is hard to pin down, constantly shifting and changing depending on what part you look at. This is the one aspect of this work that I think is successful.





Redorange 1

Includes music from Rats by Mr Kitty


I entered into filming this work with the idea in mind to purposefully 'choreograph' the patterns to the music. When picking the shade of red and the song, I kept it in mind that they should go together. While I think it is a good enough fit, the shade of red is not quite red/pink enough, too orange, which is why the work is *Redorange* and not simply Red.

This one is the most similar to *Pink and Blue*, as I have not made any special edits to attempt to enhance the patterns or viewing experience. However, I did figure out how to fade out both audio and video in order to get rid of the abrupt endings both of my previously critiqued works had. This makes the ending now less noticeable than before. However, if I was to loop the video (without the audio) this would not work as well as if I faded the video and audio in at the beginning or if I ended on an identical frame as the beginning. This is another idea I think it would be interesting to explore in further works.

Redorange Doubled and Mirrored

Includes music from Rats by Mr Kitty

The concept for this work was created when I was editing *Redorange 1*. I was thinking about how I could enhance or multiply the effect of the pixel patterns somehow. An idea I had previously after one of the green screen workshops was to overlay two side profile faces with one front on face, in order to get the eyes to line up and be the most saturated part of the video, similar to some optical illusions (see diagram below). I could have done this more effectively by bringing the opacity of both clips to half (or similar), in order for the overlapping portions to be more mixed and different, as the one layer with lower opacity has less power to create this effect when the other layer is at full opacity.



This work is more effective than *Just Blue*, as the patterns show up better. I think for future attempts, a red-ish purple or a yellow-y green would be interesting to see what patterns and underlying colours would show up. Also with this work, I enlarged the colour on my laptop before filming, which may have had an effect on where the patterns were appearing, as in this and *Redorange 1*, the patterns were much lower than in my first attempt, *Pink and Blue*. opening the image of the colour in a new tab would probably be the most effective way to proceed with any further works of this kind.

Feedback/critique:

- Mix this effect with the other more music-video-ish idea. Since the ideas came at the same time it would be interesting to see what the result is if they become one video.

NAM JUNE PAIK

← Magnet TV 1965
(b/w tv set w magnet)

- moving image as something integral to communication


- moving image Since 20th Century is central to our visual culture.

↳ how culture is disseminated

- how video interacts with other elements. eg. magnet here

← Playing w materiality of video.

- Nam June Paik translated his skills from film + performance to electronic moving images in the 1960s.



- turn the TV "inside out" + make it new.

- altering the materiality and composition of an electronic image rather than being confined by technological limitations

picked these 2 images b/c they are sort of the thing I was aiming for with the pixel works. Photo from PaikStudios.com





Remix - Redorange Over Trees

Includes music from *Treehouse* by Alex G

After 1-8s in class on the 17th I thought about combining *Trees n Friends* with the pixel pieces in some way. When sitting down to edit the first decision was to keep the audio from the original *Trees* video as the editing of that was done in time to the song and would look strange if I used different audio. The first pixel piece I tried putting over this was *Pink and Blue*, which didn't work well together with *Trees*. I then tried *Just Blue*, but the intro of that didn't work either and it wasn't long enough. In the end I landed on my first *Redorange* work, as the other version would have been a bit too much. I used the fade out at the end again, which was a slight challenge to get both videos and audio to be in sync finishing. That, along with lowering the opacity of *Redorange*, was about the extent of the editing.

The effect of having *Redorange* over the top gives the effect as if you are looking at an old style TV, as if you can see the screen bulging out. It also reminds me of when you press on a computer screen and circles or a little ghost-y bit appears under your finger. The tone that the red with lower opacity gives the cool/green coloured video reminds me of photos of my parents from the 70s. These effects work together to give the viewer a strong nostalgic feeling, as if they are looking back on a fond memory.

It would be interesting to film something similar to *Trees n Friends*, as well as a pixel-y thing to go with it where the audio both works with the editing of the music video part and the 'choreography' of the colour.

The Illusion of Self

No audio

With this work I was attempting to apply the technique I used in *Redorange Doubled and Mirrored*, just testing if it would work with people in order to create the illusion I was envisioning (see diagram below). While this worked well enough for it to line up at some points, I don't particularly like it as a route to continue with. A couple of potential ideas to improve it would be to perhaps write something and either voiceover it or put text on the screen.

I know how I would best make this with Photoshop with multiply layers and a white background, however I don't know if or how I would do this in Da Vinci Resolve. If neither of my improvement ideas worked, I think it would be best to leave this work as simply a still image.

